


what I LOVE about

The page features a large, stylized outline of a person's head and shoulders, designed for a drawing or coloring activity. The outline is composed of solid lines for the outer shape and dashed lines for the inner features like the eyes, nose, and mouth. The entire page is set against a background of horizontal lines, with a vertical line down the center, suggesting a template for a drawing or a writing exercise.

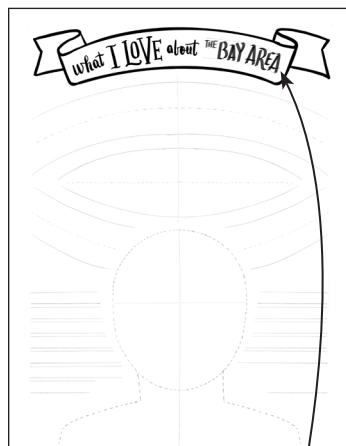
Draw a self-portrait about a place you love.

画一幅关于你所喜欢的地方的自画像。




On the other side of this page, draw a self-portrait in the head and shoulders outline.

在此页的另一边，画出自画像的头与肩膀轮廓。




Think of a place where you are currently living, which you love. Write its name in the space in the banner. For example, you might name your school, neighborhood, city, or state.

回想一下你目前所居住的地方，那个你喜欢的地方。在横幅的空白处写下它的名称。例如，可以用你的学校、社区、城市或州来作为标题。



Think of things you love about that place. Write them in the lines in the middle of the page. Be as creative as you like with the lettering.

回想你喜欢的那个地方所发生的事情。将它们写在页面中间的横线格里。随心所欲地发挥你的文字创意。



Write why you love that place in the straight lines on the sides of the portrait. Or, translate what you love about the place into your native language and write it instead. Then, write your name on the lowest line on the right.

在自画像两侧的横线内写下你之所以热爱那个地方的原因。或者，将你自己对这个地方的热爱翻译成你的母语写下来。然后，在右边最底端一行写下你的名字。

EXAMPLE 例子

